

PRESS INFORMATION

Long version

Camper®, Nomad, Beduin Scandinavia: new design and additional layouts for the top caravans from Dethleffs

For the 2022 model year, Dethleffs is launching a new family design for its Camper®, Nomad and Beduin Scandinavia mid- and top-of-the-range caravans, while also adding new layouts with innovative interior design concepts to these popular caravan model ranges.

Arist Dethleffs invented the “Wohnauto” (original camper) exactly 90 years ago, thus laying the foundations for a new kind of camping: caravanning. Even though the Dethleffs caravans in the Camper®, Nomad and Beduin model ranges have been around for what feels like an eternity, the 2022 models are set to look younger than ever before. This is all thanks to their new family-friendly face: Characterised by a dynamic design inspired by simple shapes and current trends in the automotive world, it gives the caravan a modern look. In other words, the Camper®, Nomad and Beduin Scandinavia have, without doubt, grown up.

Automotive design at the rear

The most striking new feature in the 2022 model year is the rear, which completes the look of all three brands of mid- and top-of-the-range caravans. With its eye-catching design elements, it is sure to be found in future Dethleffs motorhomes, too. The distinctive shapes and defined edges are unmistakably inspired by current trends in automotive design. Where the tail lights were once reminiscent of a friendly smile, the streamlined and linear rear moulding with LED lamps offset in black now creates a dynamic accent and visually emphasises the width of the vehicle with its horizontal connection. Instead of being positioned in the centre above the tail lights as usual, the emblem and classification are now directly below the left-hand tail lights. This is another nod to the pioneers of automotive design and an indication that all future caravan and motorhome model ranges will follow suit.

PRESS INFORMATION

Down at the bottom of the caravan, a striking diffuser completes the look of the new rear, enhancing the vehicle's sporty character with its high-value design. The diffuser's black colour also makes the rear stand out.

And even if the shape of the front hasn't changed for now, it does incorporate a few dynamic design elements seen in the new rear. For example, a dark graphic along the bottom reflects the dynamic shape of the new tail lights, making the caravan look even more striking.

Crisp and light side panel design

In the 2022 model year, the side panel of the Camper®, Nomad and Beduin Scandinavia models will do without the huge double stripe in the bottom quarter of the vehicle, making it look airier and lighter. The side also features a thin, dark line separating the bottom third with its functional openings and hatches from the window level. The model lettering is now shifted upwards, making it easier to catch the eye. The caravans are also being enhanced with an additional decal around the front side windows, which, until now, were exclusive to the Beduin Scandinavia model range. Its horizontal shape emphasises the longitudinal dynamics of the side panel design.

With this new, consistent, family-friendly face, creative nuances make striking distinctions between the model ranges and their respective value within Dethleffs' range of caravans. For example, the Camper® family-friendly model range features a subtle window decal, as does the Nomad, a model range aimed at couples who want to travel. The latter can be identified by a dark stripe at the front of the caravan, underneath the handles. The Beduin Scandinavia, a winterproof model range, features a larger decal around the windows as well as a dark stripe at the front of the caravan.

PRESS INFORMATION

The Camper®: the new 510 LE single-bed model

The caravans in the Camper® model range are characterised by their large choice of family-friendly layouts, with bunk beds and many features included as standard. In the 2022 model year, the Camper® 510 EL will join the dozen other layouts in this model range, all at various lengths. With a width of 2.30 metres, a total length of 7.62 meters and a total mass of 1,600 kilograms, it is a fully fledged caravan. The door in front of the axle and the exceptionally large two-metre long and 85-centimetre wide single beds in the rear are striking. The cosy lounge seating in the front can also be converted into beds, offering two additional places to sleep. The kitchen in the Camper® 510 LE not only features an impressive size and luxurious worktops, but also an extraordinarily large 142-litre fridge-freezer.

The Nomad: new 2-person layout

Dethleffs has predominantly aimed the Nomad model range at couples who like to travel. The comprehensive choice of 15 different interior design concepts covers the whole spectrum, from slimline caravans right through to huge luxury tandem-axle vehicles. The Nomad 520 ELT, a spacious, 250-centimetre wide two-person caravan, is now being added to this range. Anything other than normal, this layout combines a spacious bathroom at the rear with luxurious U-shaped seating with a sprawling kitchen unit opposite it in the centre of the vehicle. At 200 centimetres and 190 centimetres, the two single beds in the front vary in length, but with a width of 85 centimetres, they are both an excellent size. The ability to convert them into a double bed is available as an optional extra. The kitchen boasts more than enough space and work surfaces and comes with a 142-litre fridge-freezer as standard. The bathroom with a separate shower feels extraordinarily spacious as it spans the entire width of the vehicle.

The Beduin Scandinavia: three new models

The Beduin Scandinavia is the flagship model in the Dethleffs caravan portfolio. Thanks to hot-water heating and electric floor heating as standard, this model also

PRESS INFORMATION

offers the ultimate in comfort in the colder months of the year, transforming camping into a genuine indulgence, no matter the season. With its high-quality, elegant interior and its upscale standard features, the Beduin Scandinavia is aimed at those who don't want to be without their home comforts on holiday and who appreciate spaciousness and room to move. In the 2022 model year, Dethleffs is adding three Beduin Scandinavia models to its range, increasing to a total of ten different layouts in the series. All three models are 2.30 metres wide, the perfect size for a caravan. The new Beduin Scandinavia 550 BET, 550 RD and 550 SE models are all 675 centimetres in length and designed as two-person caravans. But their interior design concepts differ vastly.

The Beduin Scandinavia 550 BET

Right by the entrance of the Beduin Scandinavia 550 BET is a huge gourmet kitchen stretching across the entire width of the vehicle. The panoramic skylight at the front also makes the interior feel very spacious. The kitchen boasts plenty of space, large worktops and premium features, including a high-quality hob and oven as standard. Next to the kitchen is a luxurious L-shaped lounge with a bench seat opposite it – a concept that has, until now, only been available in wider vehicles. Upon request, the bench seat can be replaced by a sideboard and 32-inch TV as an optional extra. Behind the bedroom, which boasts single beds long enough for tall people, a spacious bathroom and separate shower span the entire width of the vehicle.

The Beduin Scandinavia 550 RD

The Beduin Scandinavia 550 RD plays with a very popular motorhome interior design solution to create a caravan bathroom concept: The bathroom and shower to the left and right of the passageway can be connected to form one single bathroom, with the bathroom door visually and acoustically partitioning it off from the lounge. In the centre of the rear bedroom, a sprawling queen size bed 205 centimetres in length and 150 centimetres in width promises a very comfortable night's sleep. The luxurious U-shaped seating at the front can also be converted into a

PRESS INFORMATION

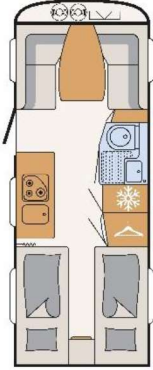
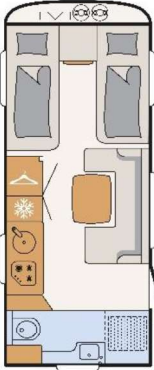
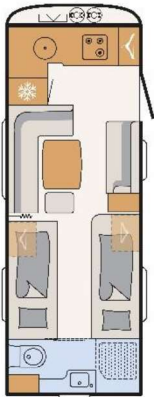
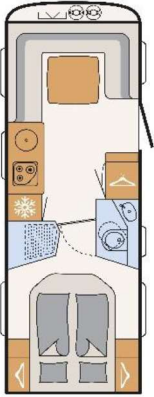
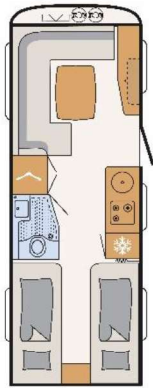
place to sleep, if required. What is more, with a large wardrobe opposite the kitchen plus two smaller cabinets to the left and right of the double bed, the Beduin Scandinavia 550 RD's layout boasts more than enough storage space, even for longer journeys.

The Beduin Scandinavia 550 SE

The Beduin Scandinavia 550 SE will be known for its huge L-shaped lounge in the front of the vehicle with a sideboard opposite it. The latter is also the perfect place for a 32-inch television, which can be installed as an optional extra. The bedroom at the rear of the vehicle is fitted with single beds that, at exactly two metres in length and 85 centimetres in width, promise a great night's sleep, even for tall people. The single beds can also be converted into one large double bed.

PRESS INFORMATION

An overview of the new layouts

		
Camper® 510 LE	Nomad 520 ELT	
		
Beduin Scandinavia 550 BET	Beduin Scandinavia 550 RD	Beduin Scandinavia 550 SE

PRESS INFORMATION

About Dethleffs

“Not without my family!” This decision taken by Arist Dethleffs in 1931 inspired him to design Germany’s first ever caravan, which he called the “Wohnauto” (original camper) – all because the ski pole and horsewhip manufacturer wanted to have his family by his side when he went on long business trips. Very few people were familiar with the word “leisure” back then; family holidays were a privilege and tourism was still in its infancy. The invention of the Dethleffs caravan marked the beginning of a new era – especially for the company, which eventually devoted itself entirely to the production of caravans, followed by motorhomes.

The pioneering spirit of Arist Dethleffs can still be felt throughout the company to this day. It can be found in the ongoing development of model ranges, in the countless innovations and, needless to say, at the heart of the Dethleffs camping story – the family. The company has had close ties with Isny im Allgäu since the very beginning and, with its position as a “friend of the family”, has its sights firmly set on the core values of the brand.

In addition to motorhomes and caravans from the Dethleffs brand, Camper® vans and Urban Campers® for the Pössl and Crosscamp brands are also developed and produced in Isny.

Erwin Hymer Group

The Erwin Hymer Group is a 100 percent subsidiary of Thor Industries, the world’s leading manufacturer of recreational vehicles with more than 25,000 employees worldwide. The Erwin Hymer Group unites motorhome and caravan manufacturers as well as accessory specialists, hire and financing services under one roof. The motorhome and caravan brands Buccaneer, Bürstner, Carado, Crosscamp, Compass, Dethleffs, Elddis, Eriba, Etrusco, Hymer, Niesmann+Bischoff, Laika, LMC, Sunlight and Xplore, the motorhome rental companies Crossrent, McRent and rent easy, the chassis specialist Goldschmitt, the accessories specialist Movera and the touring portal freeontour all belong to the Erwin Hymer Group. Further information can be found at www.erwinhymergroup.com.